



# Phonics


## How to help at home



- Most important thing - From a very early age...

- Talking and Listening
- Reading with and to your child
  - Playing listening games
  - Singing songs and rhymes
  - Simple movement games

All these things will help to build up connections in the brain, an enjoyment of language and confidence to try things out.



## • PHONICS

- Using the correct pronunciation
- Using the correct vocabulary
- We all need to use the same language at home and at school.
- Little and often is the key. Does not have to be formal.
- Link it to your child's interests.




# PHONEME



- The smallest unit of sound in a word.
- There are 44 phonemes that we teach.



# GRAPHEME



- Letters representing a phoneme

e.g.

c      ai      igh

Children need to practise recognising the grapheme and saying the phoneme that it represents.




# BLENDING

- Recognising the letter sounds in a written word, for example


c-u-p

and merging or 'blending' them in the order in which they are written to pronounce the word 'cup'




# SEGMENTING

- 'Chopping Up' the word to spell it out
- The opposite of blending
- Use your fingers



Segment and Blend these  
words...

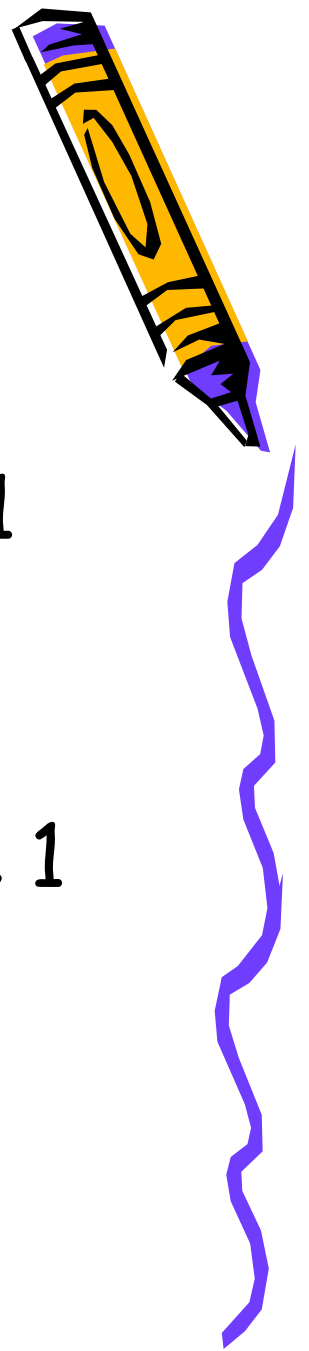


- drep
- blom
- gris



Nonsense games like this help to build up  
skills - and are fun!





Once children is able to sound out single phonemes...

- DIGRAPHS - 2 letters that make 1 sound


ll ss zz oa ai

- TRIGRAPHS - 3 letters that make 1 sound

igh dge



# TRICKY WORDS



- Words that are not phonically decodeable
- e.g. was, the, I
- Some are 'tricky' to start with but will become decodeable once we have learned the harder phonemes
- e.g. out, there,



# Letters and Sounds

This is the order in which the children learn the sounds...


**Set 1:** s, a, t, p

**Set 2:** i, n, m, d

**Set 3:** g, o, c, k

**Set 4:** ck, e, u, r

**Set 5:** h, b, f, ff, l, ll, ss



# Now you have the knowledge....



- Play lots of sound and listening games with your child.
- Read as much as possible to and with your child.
- Encourage and praise - get them to have a 'good guess'.
- Ask your child's teacher if you want to know more.



# Useful websites

- [www.parentsintouch.co.uk](http://www.parentsintouch.co.uk)
- [www.bbc.co.uk/schools/parents](http://www.bbc.co.uk/schools/parents)
- [www.jollylearning.co.uk/](http://www.jollylearning.co.uk/)
- [www.focusonphonics.co.uk/](http://www.focusonphonics.co.uk/)
- [www.syntheticphonics.com](http://www.syntheticphonics.com)
- [www.phonicsplay.co.uk](http://www.phonicsplay.co.uk)

